





Hair: Neil Barton
 Photo: Stuart Weston
 Make-up: Nora Nona
 Styling: Jo Phillips
 Products: Goldwell

Contents



- 12 **Snippets** Latest news and updates of the beauty and hair industry
- 16 **New launches** Salons and spas across the country
- 20 **Trends** Beauty looks at the Golden Globe Awards '13
- 22 **Interview** Ryan D'Rozario, Creative Director, MUAH Salon, Mumbai on the changing trends in hair colouring
- 23 **Equipment** A look at the latest tools of the trade
- 24 **Strategy** The unveiling of the Retro Nouveau Collection by L'Oréal Professionnel
- 28 **Review** Wella Professionals Exoticare Range
- 31-37 **International stylists** Candy Collection by Neil Barton
- 40 **Cover story** Growth and rise of beauty trade shows around the world
- 48 **In first person** Samantha D'souza, Owner, Samantha Salon
- 50 **Visual dynamics** A look at the picturesque Lalu Spa, Taiwan
- 52 **Success story** The journey of Sanjay Dutta, Owner, Looks Salon
- 56 **Hair products** New hair care products in the market
- 60 **Beauty** New launches, skin care and more
- 74-79 **Fashion** Anamorphose by Christophe Gaillet
- 84 **Training** Chiva-Som International Academy, Thailand
- 86 **Events** Launches, openings and happenings in the industry
- 88 **Celeb style** Samir Kochhar on the grooming trends and personal care
- 89 **Coffee break** Try this quiz and win fabulous prizes
- 90-97 **Glamour** Living Jewels by Angelo Seminara
- 98 **Page 3** Veteran designer, Ritu Kumar on the hair and make-up looks and inspiration for her shows
- 100-103 **Step by step** Recreate these intricate cuts and colours

GLAMOUR





GLAMOUR

ANGELO SEMINARA
Living Jewels

Hair: L'Attico Artistic Team headed by
Angelo Seminara for Davines
Photographer: Andrew O'Toole
Make-up: Clare Read
Products: Davines
Stylist: Letizia Dare

GLAMOUR





GLAMOUR

GLAMOUR





GLAMOUR

GLAMOUR





GLAMOUR

Ritu Kumar

The cultural edge

by Isha Gakhar



Her immense understanding of ancient designs has made Ritu Kumar one of the most coveted couturiers of India today. Renowned for her distinctive use of colours, quality of fabrics and intricate embroidery, Kumar, has developed a unique style of her own that reflects the ancient tradition of Indian craftsmanship in a contemporary vocabulary. Eminent personalities, such as Princess Lady Diana Sharmila Tagore, Melanie Brown, Kareena Kapoor, Sushmita Sen, Lara Datta, Dia Mirza, to name a few, have been spotted in her creations. *Salon India* speaks to the couturier on the preferred beauty look for her shows, her fragrance line and the latest in bridal trends



What is the relevance of hair and make-up in fashion, especially on runways?

Hair and make-up is an important component in creating a mood and conveying the spirit of the collection. I'm involved in the look and feel of make-up and hair, as it is linked with the clothes that are worn by models.

Your muse and the stars you are comfortable to work with?

All the stars are professional and comfortable to work with, be it Sushmita Sen, Aishwarya Rai Bachchan, Anushka Sharma or Priyanka Chopra.

What was the make-up look for your show at the Wills Lifestyle India Fashion Week S/S 2013?

The inspiration came from the Bollywood mood of the 60s as the theme was vintage.

What inspires you?

All collections come from an update in our repertoire and all else follows.

interests beyond designing?

Art and music.

Which feature of the face do you prefer to highlight?

Eyes, as they are the most expressive.



Appreciated with many prestigious awards: French honour 'chevalier des arts et des lettres'.
 Indira Gandhi Priyadarshini Award for her achievements and contribution in the field of fashion.
 Store presence: Pan India



Ritu Kumar became the first woman to introduce the 'boutique' culture under the brand name 'Ritu'. She is known to vary hair and make-up looks for her shows; MAC Cosmetics face charts



Who is your favourite make-up artist for the shows?

Ambika Pillai and Mickey Contractor.

You have a fragrance line, called *The Tree of Life*, any plans to get into cosmetics or a beauty brand association?

There could be many options open in the future, not really defined yet.

Any trend predictions, when it comes to cut, colour or fabric for the ongoing bridal season? Any advise for brides- to-be on their wedding trousseau?

Most brides and their families

turn to tradition, while looking for a bridal ensemble. Vintage clothing doesn't have a parallel and hence, is considered an heirloom.


A few tips to make this happen:

Stay with styles which can take the test of time (read no fish cuts or any fashion item which is in today and out tomorrow). Stay with rich vegetable colours. Choose outfits with less bling. Ensure you are comfortable in the look as it will remain so in the years to come. 📌

STEP BY STEP



1. Before.
2. Comb the hair in natural fall.
3. Cut with machine, thickness of 12 mm, starting from the side.
4. Go on in the roundness.
5. Cut and link the linking intermediate zone.
6. Define the whisker and the perimetre.
7. Cut the top with point-scissor technique.
8. Personalise the top with the gear scissor (crocodile shape).



Hair: X-Men Parrucchieri
 Art Director: Fabio Messina
 Photo: Stefano Bidini
 Make-up: Cristina Marzo
 per Diadema

Christine Valmy

NEW YORK
1964



*Move from Instant & Harsh
to
Gentle & Long Term*

Skin that speaks for itself !!

★ Natural Products ★ Scientific treatments ★ US FDA approved formulations ★ Extensive training & marketing support

Christine Valmy International School of Esthetics

2nd Flr. Landmark, Pali Naka Road, Bandra (W), Mumbai 400 050. Tel: 91-22-26403296,
e-mail: info@christinevalmyindia.com, website: www.christinevalmyindia.com

Michael



1



2



3



4



5



6



7



8



9



10



11



12



13

Hair: Pivot Point
Photo: David Raccuglia
Make-up: Rommy Najor

1. The structure shows medium-high graduation in the exterior. Graduated lengths in the crown.
2. Distribute the lengths down before moving the comb. Work toward the ear, using the sculpted lengths as a guide.
3. Work toward the left side. Sculpt parallel to the comb with the same line of inclination.
4. Work to the front hairline to complete the first step of the gradation.
5. Work to refine the perimeter and line of inclination.
6. Work through the back adjusting the position of the comb. Then sculpt toward the left side.
7. Take a vertical parting above the right ear, distribute and project the hair at 90°. Shift the front hairline lengths back to the previously sculpted parting and sculpt.
8. Work toward the centre back. Distribute and project the hair at 90°. Repeat on the opposite side. Sculpt from the ear to the front hairline and then to the centre back.
9. Distribute the fringe lengths forward and notch to remove the corner.
10. Use clippers against the skin, from the lower neck to the lower jawline.
11. Position the trimmers against the skin and remove the hair on the cheek.
12. Apply styling pomade and create a side part. Direct the sides and crown down, allow the hair to dry naturally. 🕒



SUBSCRIBE NOW



Salon International

Term	1 Year	2 Years	3 Years
No of Issues	12	24	36
Cover Price (₹)	1200	2400	3600
Saving	30%	40%	50%
Discount Amount (₹)	360	960	1800
Amount Payable (₹)	840	1440	1800

Please Tick

Images Business of Beauty

Term	1 Year	2 Years	3 Years
No of Issues	6	12	18
Cover Price (₹)	300	600	900
Saving	30%	40%	50%
Discount Amount (₹)	90	240	450
Amount Payable (₹)	210	360	450

Please Tick



COMBO OFFER

SUBSCRIBE BOTH FOR 1 YEAR AT A SPECIAL PRICE OF ₹1000/- ONLY

IMAGES
GROUP >>

Please fill in the order form and mail with your remittance to :
Subscription Department - Salon Magazine, Images Multimedia Pvt Ltd
S-21, Okhla Industrial Area Phase II, New Delhi-110020 (India) Tel: +91 11 40525000

Rajesh Kumar: rajeshkumar@imagesgroup.in Tel: +91 11 40502500

Kiran Rawat: kiranrawat@imagesgroup.in Tel: +91 11 40525000



Subscription..... 1 Year 2 Years 3 Years

Please charge my card

Amount Card No.....

Card Expiry Date..... Date of Birth.....

Card Member's Signature

OR I am enclosing Cheque*/ DD No.....

Dated.....for Rs..... drawn on (specify

bank).....

*Favouring **Images Multimedia Pvt Ltd**, payable at New Delhi

Date.....Signature.....

Name Mr/Ms.....

Designation.....

Company.....

I am Salon owner Professional Entrepreneur Others - please specify

Address.....

City..... Pin Code.....State

Tel..... Fax

E-mail.....

Subscription No. (To be filled by **IMAGES**)

(Please attach your business card)

Terms & Conditions : This is a limited period offer. Rates & offer valid in India only. Allow 3-4 Weeks for processing of your subscription. Payment can be made only through cheque, credit card, demand draft and not cash. Images Multimedia Pvt Ltd will not be responsible for postal delays, transit losses or mutilation of the subscription form. All disputes are subject to the exclusive jurisdiction of competent courts and forums in Delhi/ New Delhi only. Images Multimedia Pvt Ltd reserves the right to accept or reject any or all forms at their absolute discretion without assigning any reason.

RICA

MADE IN ITALY

Why Rica Wax?



Without irritation and allergens

Glyceryl Rosinate, which gives our wax its "stick", is the purest derivative of natural rosin. Our waxes are Colophony free to prohibit allergic reactions.



Moisturizing and Nourishing

Our patented mix of specifically chosen vegetable oils nourish and moisturize the skin after depilation.



Less painful

Titanium dioxide has a soothing effect, reducing the natural redness that occurs as a result of proper depilation. It guarantees an excellent grip less painful.



Gentle

We use natural beeswax to protect the skin during depilation, allowing for a more comfortable experience.



Anti-inflammatory

Naturally occurring Zinc oxide is skin conditioning, aids healing and is soothing. This very important ingredient helps to achieve a smooth and efficient depilation.

Rica offers to its clientele a range of professional wax and depilatory products: aloe vera, azulene, banana, chlorophyll, coconut, green apple, honey, lemon, milk, olive oil, orange, strawberry, sweet almond, titanium, white chocolate, brazilian wax with avocado butter, golden, pearl and talcum.



Transforming Beauty & Wellness to the **next** level

Importer and Sole Distributor in India -

Esskay Beauty Resources Pvt. Ltd.


(Corporate Office, Showroom and Training Academy)

18/14 WEA, Karol Bagh, New Delhi - 110 005, India

Mob. +91 931 1586603, 9312947022

Tel: +91 11 28758565, 28759111

email@esskaybeauty.com, www.esskaybeauty.com

Follow 'Esskay Beauty' on  and 

www.ricagroup.com



**LONG LASTING,
VIBRANT COLOR
YOUR CLIENTS
WILL LOVE.**

**Color confidently
with 360° keratin
protection for
100% reliable
results.**

NEW
SOCOLOR

PERMANENT NOURISHING
HAIR COLOR CREAM
WITH KERA-PROTECT™ TECHNOLOGY



M A T R I X

IMAGINE ALL YOU CAN BE

www.matrix-india.in

For more information Call toll free: 1800-22-4247. Email: matrixhelpline@in.loreal.com. SMS Matrix<Name><Query> to 575755.